

Hydroinformatik II - SoSe 2020

HW1: Tools

Olaf Kolditz

¹Helmholtz Centre for Environmental Research – UFZ

²Technische Universität Dresden – TUDD

*Centre for Advanced Water Research – CAWR

www.ufz.de/cawr


Dresden – 17.04.2020

Agenda

- 1 Tools
- 2 Installationen
- 3 Hausaufgabe



- Editor: Notepad++, ...
- Compiler: Qt, ...
- Skripte: Python (Jupyter), ...
- Visualisierung: ParaView, ...



Top 1

Installationen

The screenshot shows the 'Get Qt' page on the Qt website. The URL is https://www.qt.io/download. The page features a navigation bar with 'Contact Us' and 'Download, Try, Buy' buttons. The main heading is 'Get Qt', followed by a paragraph explaining that Qt can reach all target platforms (desktop & embedded) with one technology and one codebase, minimizing time-to-market and maintenance burden. Below this, there is a section for commercial customers and active evaluators, mentioning the 'Qt Account portal' and the 'Maintenance tool'. The page is divided into two main columns: 'Commercial' (Free Trial) and 'Open Source' (Usage under LGPL v3 license). Each column has a 'Rights & Obligations' section with a dropdown arrow. The 'Commercial' section states that a commercial license keeps code proprietary. The 'Open Source' section includes a quote: "When we speak of free software, we are referring to freedom, not price. (...) To protect your rights, we need to prevent others from denying you these rights or asking you to surrender the rights. Therefore, you have certain responsibilities if you distribute copies of the software, or if you modify it: responsibilities to respect the freedom of others" - GPL preamble. It also notes that the majority of Qt modules are licensed under LGPLv3.

The screenshot shows the 'Install Qt' page on the Qt website. The URL is https://www.qt.io/download. The page features a navigation bar with 'Contact Us' and 'Download, Try, Buy' buttons. The main heading is 'Install Qt', followed by a paragraph explaining that the Qt Online Installer provides the optimal installation experience, guiding users to the right download version and installation of tools and add-on components. Below this, there is a section titled 'Your download'. It states that the user's operating system is Windows and recommends the 'Qt Online Installer for Windows'. It also provides a link to 'View other options' if the user needs a different installer. The page then explains that the installer will ask for Qt Account credentials to ensure access to the right components. A 'Please note' section mentions that a 30-day commercial trial extension or additional license for embedded components will be contacted shortly. A final note states that users installing under a Qt open source license must be in full compliance with the legal obligations of the LGPL v2/3 before installation, with a link to the main download page or FAQ for more details. A green 'Download' button is visible at the bottom of the section.

Qt

Developers | Blog | English | Contact Us | Download, Try, Buy

Products | Professional Services | Resources | Customers | Company | Q | @

Thank you for downloading Qt!

We are happy that you chose Qt and look forward to hear about your development success.

Your download should start automatically. If it doesn't, click [here](#).

Note to Commercial Evaluators:

- ✓ Please check your email inbox and remember to verify your Qt account email address, otherwise your license will expire in 24 hours.
- ✓ Be sure to sign in using your Qt account credentials upon starting the installer. This will enable access to all your additional commercial Qt components.
- ✓ Get the most out of your trial. As a commercial licensee, you have access to our [Qt Support Desk](#).

Öffnen von qt-unified-windows-x86-3.0.5-online.exe

Sie möchten folgende Datei öffnen:

- qt-unified-windows-x86-3.0.5-online.exe

Vom Typ: Binary File (19,3 MB)
Von: http://ftp.fau.de

Möchten Sie diese Datei speichern?

Datei speichern | Abbrechen

Qt Einrichtung

Welcome to the Qt online installer

This installer provides you with the option to download either an open source or commercial version of Qt.

Commercial users: Please log in with your Qt Account credentials.

Open source users: You have the option to log in using your Qt Account credentials (e.g. your Qt Forum login). If you do not have a login yet, you have the option to create one in the next step.

[Qt Account - Get access to a variety of services](#)

[Packaging and pricing options](#)

[LGPL compliance & obligations](#)

[Choosing the right license for your project](#)

Einstellungen | Next | Abbrechen

Qt Einrichtung

Qt Account – Your unified login to everything Qt

Please log in to Qt Account

Login

[Forgot password?](#)

Need a Qt Account?

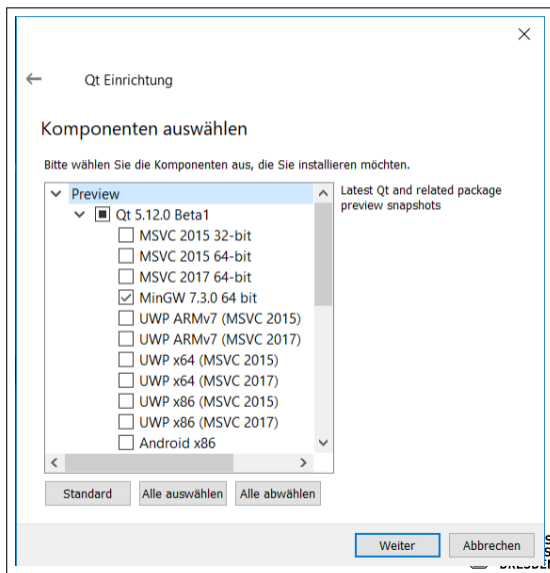
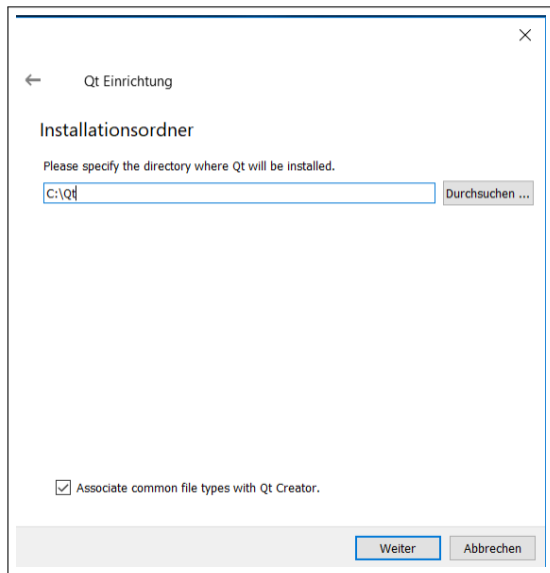
Sign-up

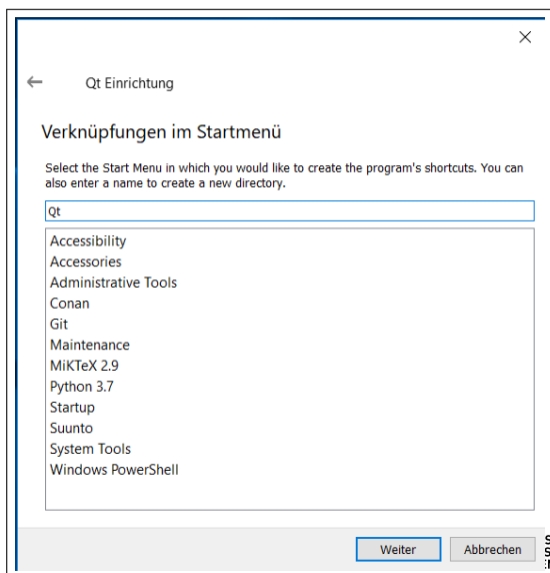
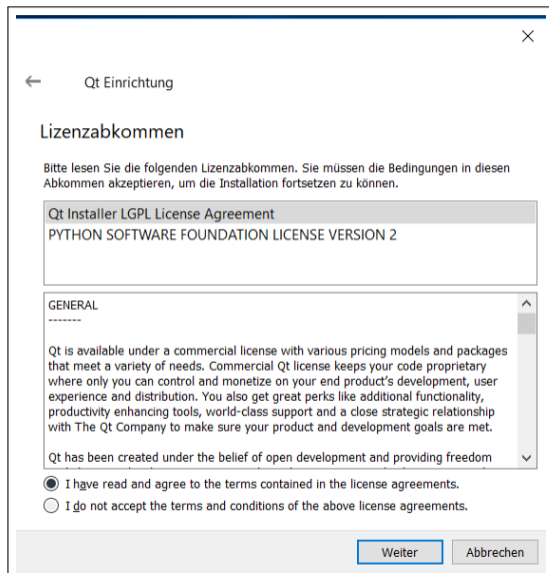
I accept the [service terms](#).

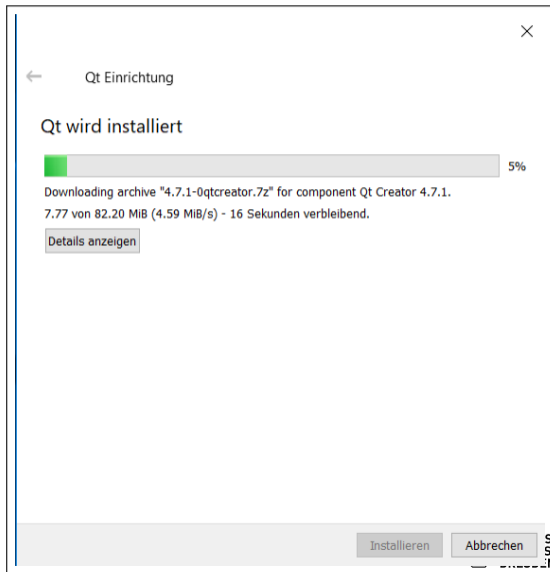
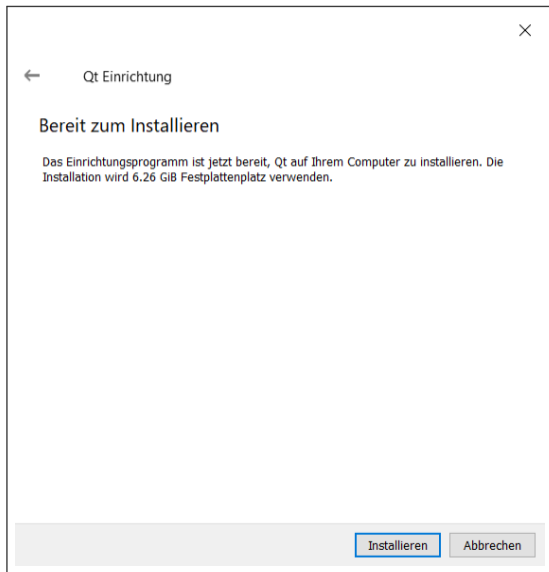
Qt Einrichtung

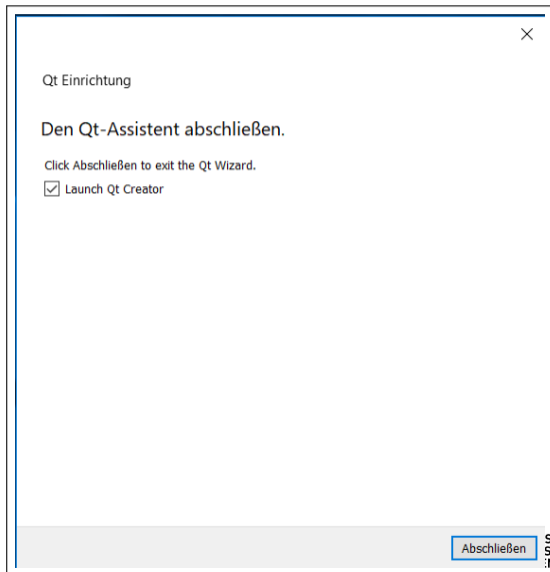
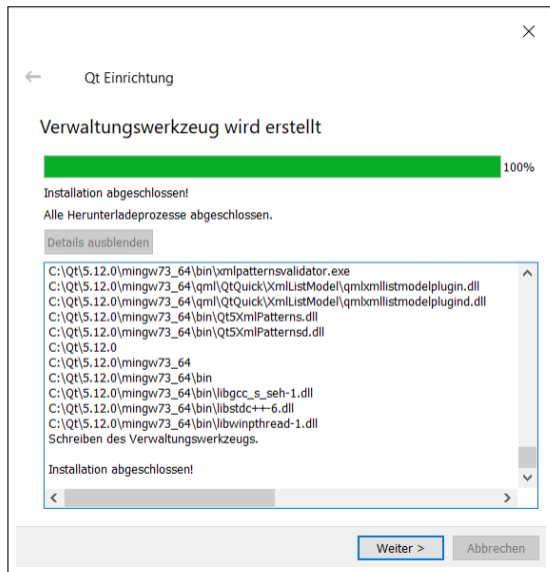
Einrichten - Qt

Welcome to open source Qt setup.









Top 2

Hausaufgabe

Installationen

Qt Creator

Datei Bearbeiten Erstellen Debuggen Analyse Extras Fenster Hilfe

Willkommen

Editieren

Design

Debug

Projekte

Hilfe

Projekte

Beispiele

Anleitungen

Neu bei Qt?

Lernen Sie, wie Sie Ihre eigenen Anwendungen erstellen und erkunden Sie Qt Creator.

Schnelleinstieg

Qt Account

Online-Community

Blogs

Qt 5.12.0 MinGW 64 bit

Suche in Beispielen...

File Tools

ABC	DEF	GHI	JKL
Name			
Qt User	The Keys, E		
Peter Rabbit	The Lake Di		

Address Book Example

Schlüsseladdress book ios widgets

Analog Clock

Analog Clock Window Ex...

Schlüsselanalog android clock gui ios window

File Edit Help

All the standard features of

Application Example

Schlüsselapplication widgets

Bluetooth Low Energy H...

Schlüsselbluetooth energy game heart low rate

november 2016					
pn.	man.	tir.	ons.	tor.	
0	31	1	2	3	
6	7	8	9	10	
13	14	15	16	17	
20	21	22	23	24	
27	28	29	30	1	
4	5	6	7	8	

Calendar Widget Example

Schlüsselandroid calendar ios widget widgets

Editable Tree Model

Editable Tree Model Exa...

Schlüsseleditable ios model tree widgets

HTTP

URL: <http://www.qt.io>

Download directory: C:\Users\user\Ap

Default file: index.html

Launch file

HTTP Example

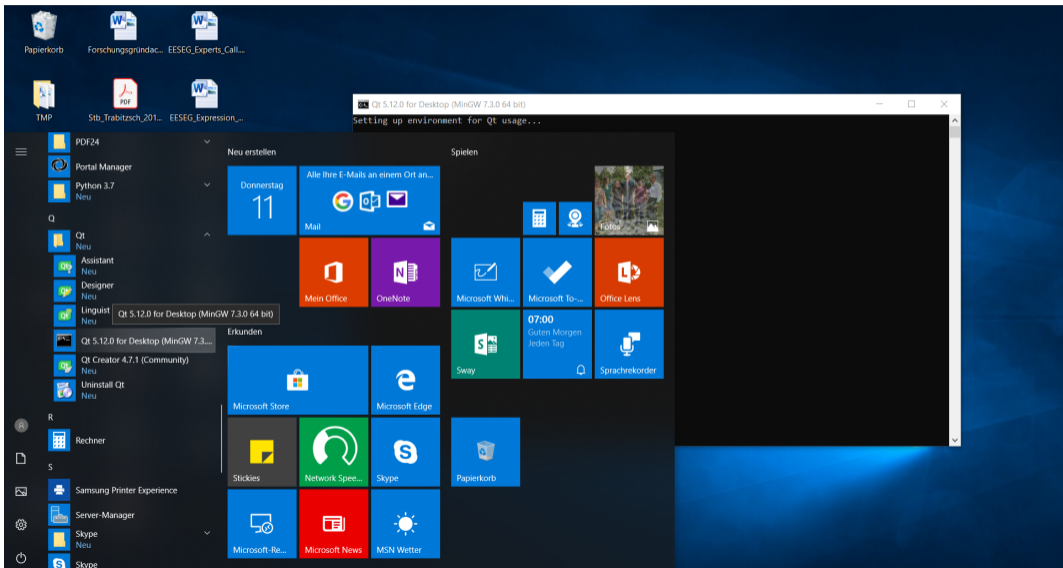
Schlüsselhttp network

JSON Save Game Example

Schlüsselios game json save

Fortune Server

Installationen



Qt 5.12.0 for Desktop (MinGW 7.3.0 64 bit)

Setting up environment for Qt usage...

```
C:\Qt\5.12.0\mingw73_64>g++  
g++: fatal error: no input files  
compilation terminated.
```

```
C:\Qt\5.12.0\mingw73_64>_
```